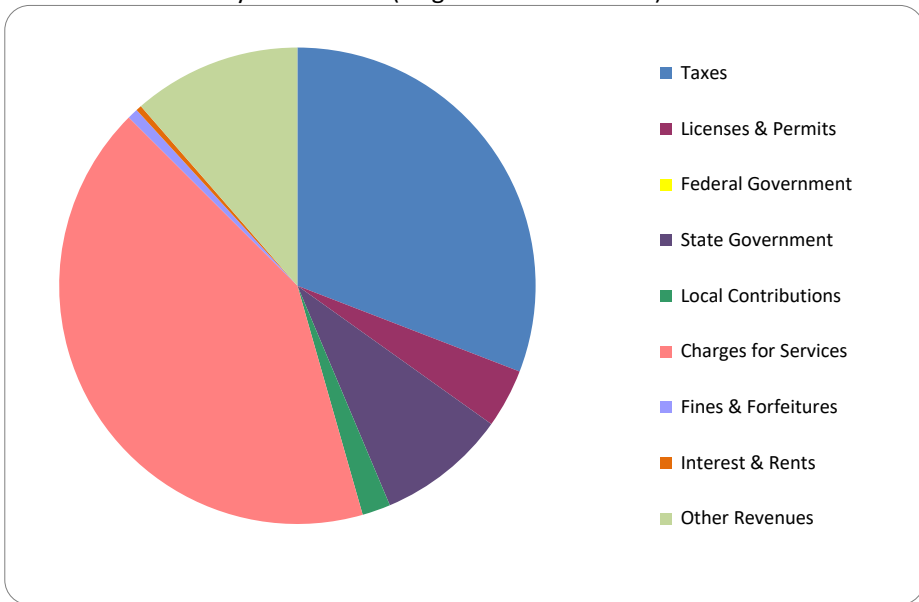


**CITIZEN'S GUIDE TO LOCAL UNIT FINANCES - Harrison Township (501050)**

**REVENUES**

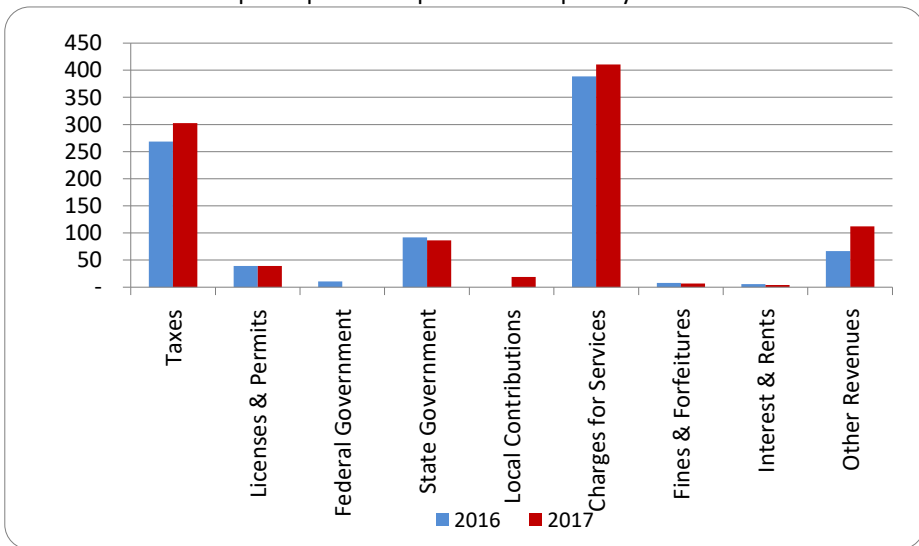
**1. Where our money comes from (all governmental funds)**



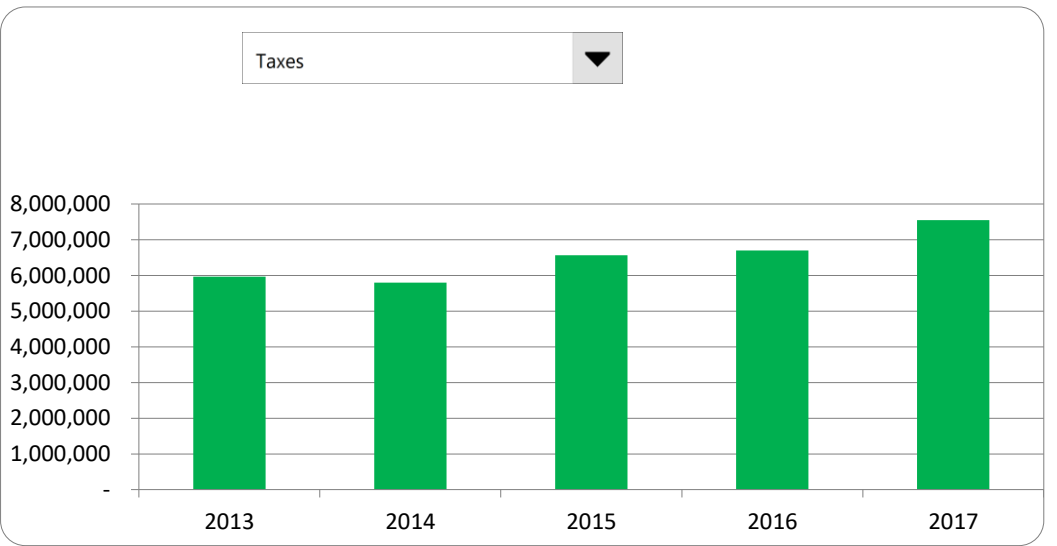
**2. Compared to the prior year**

	<u>2016</u>	<u>2017</u>	<u>% change</u>
Taxes	\$ 6,695,814	\$ 7,547,537	12.72%
Licenses & Permits	974,159	977,553	0.35%
Federal Government	259,372	-	-100.00%
State Government	2,288,048	2,150,542	-6.01%
Local Contributions	-	470,748	N/A
Charges for Services	9,693,584	10,248,066	5.72%
Fines & Forfeitures	200,258	175,902	-12.16%
Interest & Rents	145,104	94,030	-35.20%
Other Revenues	1,663,073	2,790,663	67.80%
<b>Total Revenues</b>	<b>\$ 21,919,412</b>	<b>\$ 24,455,041</b>	<b>11.57%</b>

**3. Revenue sources per capita - compared to the prior year**



**4. Historical trends of individual sources**



**Commentary:**

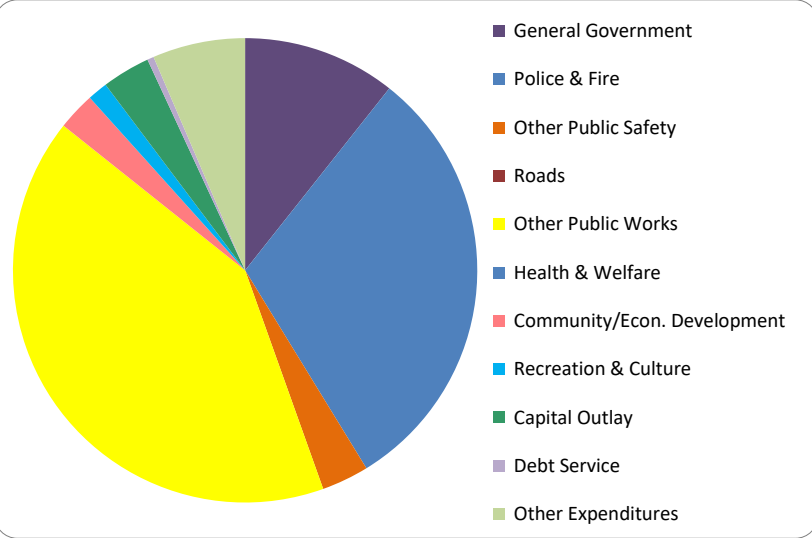
For more information on our unit's finances, contact Dennis Clark at 586-466-1438.

**CITIZEN'S GUIDE TO LOCAL UNIT FINANCES - Harrison Township (501050)**

**EXPENDITURES**

**1. Where we spend our money (all governmental funds)**

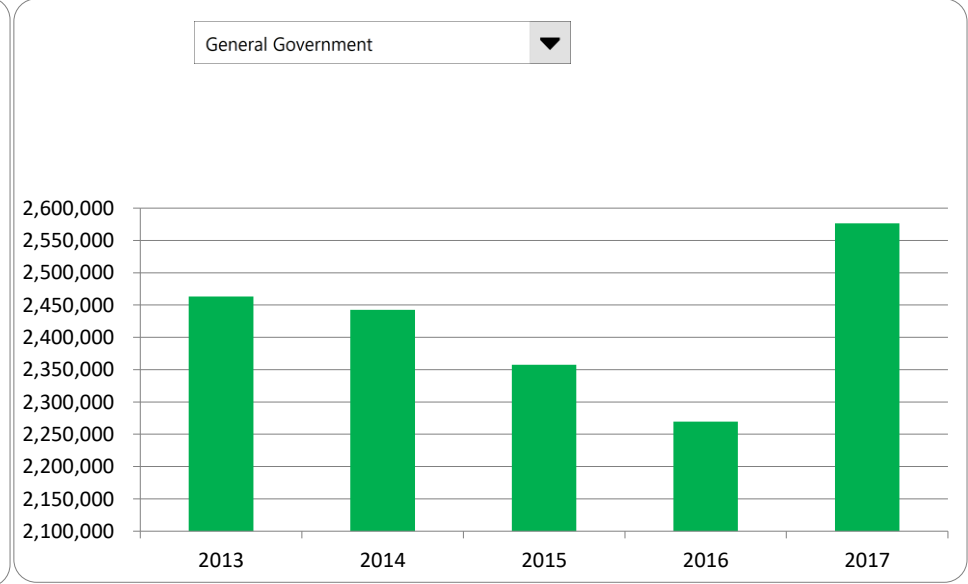
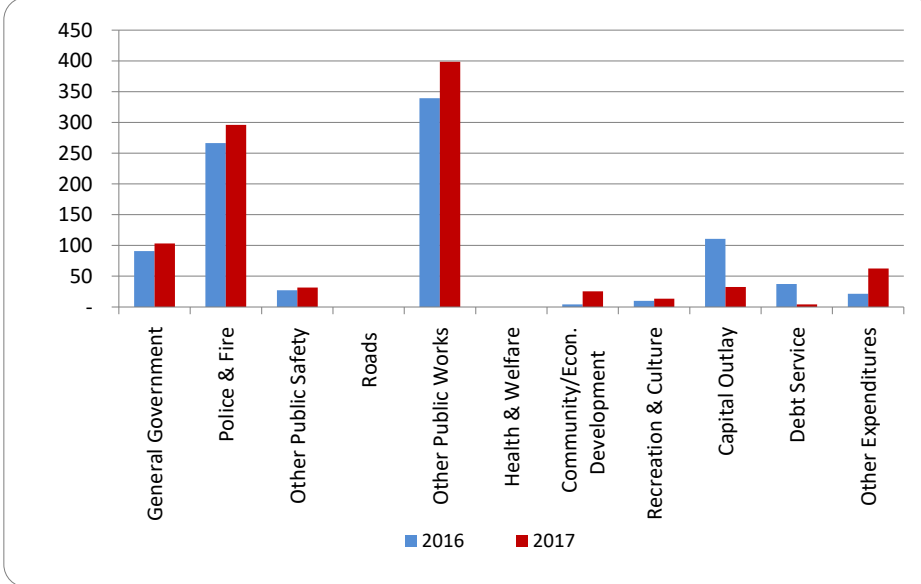
**2. Compared to the prior year**



	<u>2016</u>	<u>2017</u>	<u>% change</u>
General Government	\$ 2,269,559	\$ 2,576,264	13.51%
Police & Fire	6,642,278	7,384,801	11.18%
Other Public Safety	679,376	794,599	16.96%
Roads	-	-	N/A
Other Public Works	8,460,777	9,941,321	17.50%
Health & Welfare	-	-	N/A
Community/Econ. Development	106,190	635,998	498.92%
Recreation & Culture	251,982	337,514	33.94%
Capital Outlay	2,758,708	810,037	-70.64%
Debt Service	937,757	109,890	-88.28%
Other Expenditures	539,886	1,558,304	188.64%
<b>Total Expenditures</b>	<b>\$ 22,646,513</b>	<b>\$ 24,148,728</b>	<b>6.63%</b>

**3. Spending per capita - compared to the prior year**

**4. Historical trends of individual departments:**



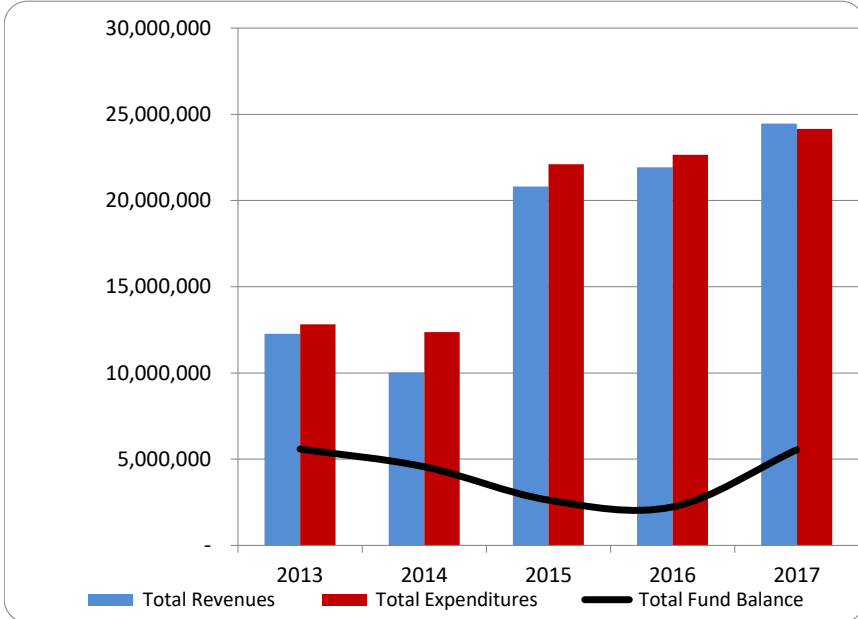
Commentary:

For more information on our unit's finances, contact Dennis Clark at 586-466-1438.

**CITIZEN'S GUIDE TO LOCAL UNIT FINANCES - Harrison Township (501050)**

**FINANCIAL POSITION**

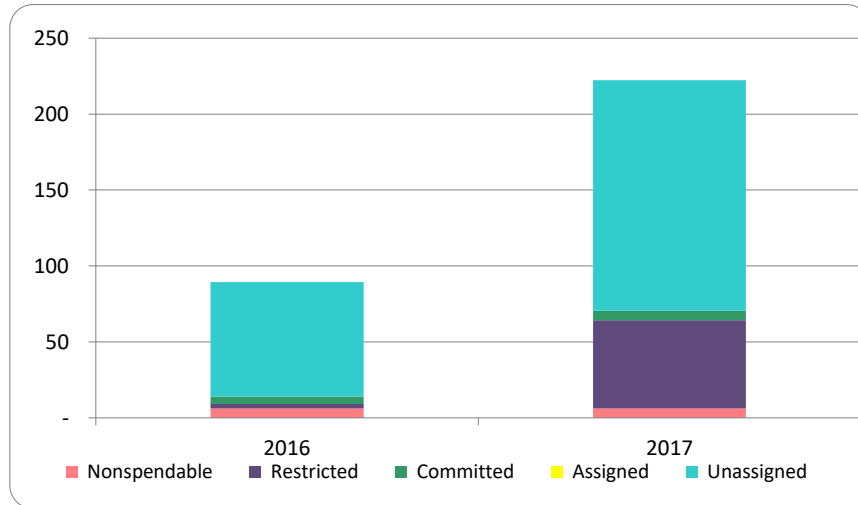
1. How have we managed our governmental fund resources (fund balance)?



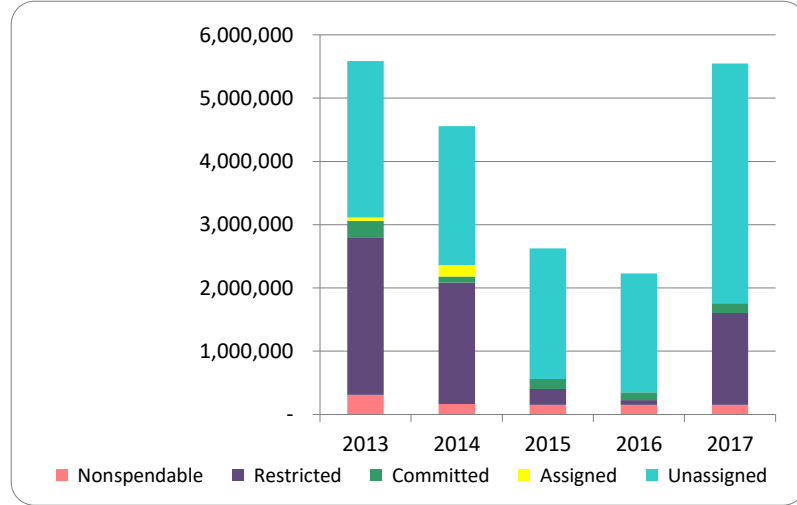
2. Compared to the prior year

	2016	2017	% change
Revenue	21,919,412	24,455,041	11.57%
Expenditures	22,646,513	24,148,728	6.63%
Surplus (shortfall)	(727,101)	306,313	-142.13%
Fund balance, by component:			
Nondisposable	153,848	153,848	0.00%
Restricted	75,340	1,450,736	1825.59%
Committed	123,534	155,720	26.05%
Assigned	-	-	N/A
Unassigned	1,878,394	3,784,684	101.49%
total fund balance	2,231,116	5,544,988	148.53%

3. Fund balance per capita - compared to the prior year



4. Historical trends of individual components



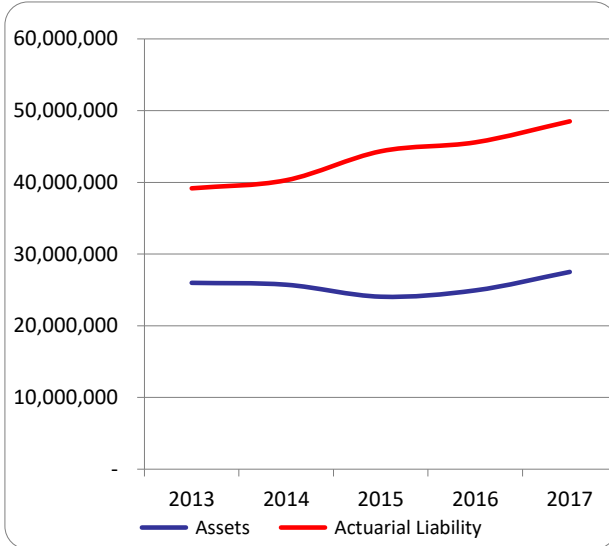
Commentary:

For more information on our unit's finances, contact Dennis Clark at 586-466-1438.

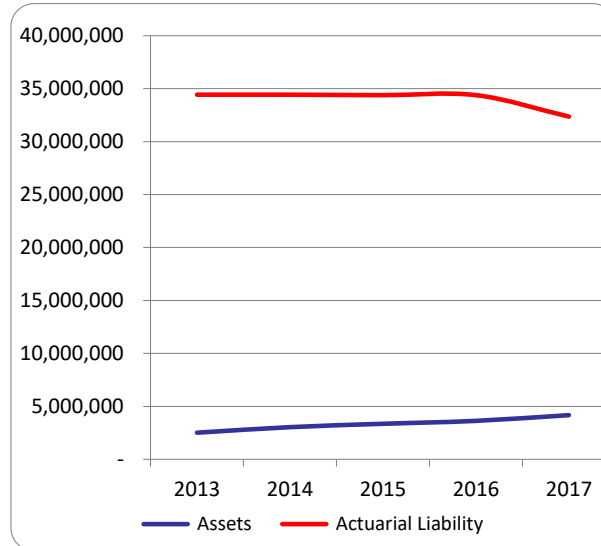
**CITIZEN'S GUIDE TO LOCAL UNIT FINANCES - Harrison Township (501050)**

**OTHER LONG TERM OBLIGATIONS**

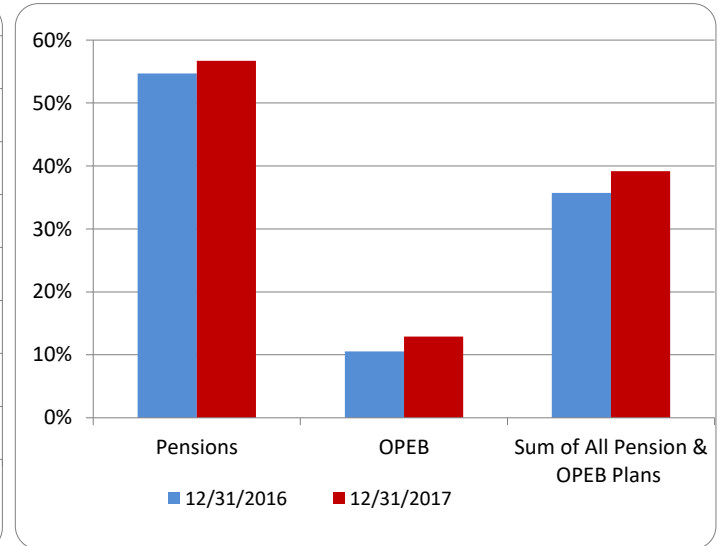
1. Pension funding status



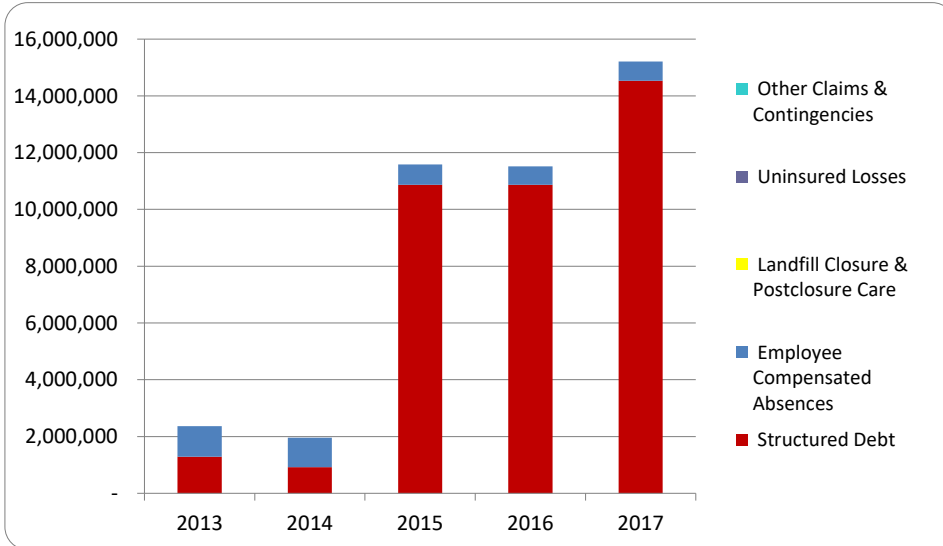
2. Retiree Health care funding status



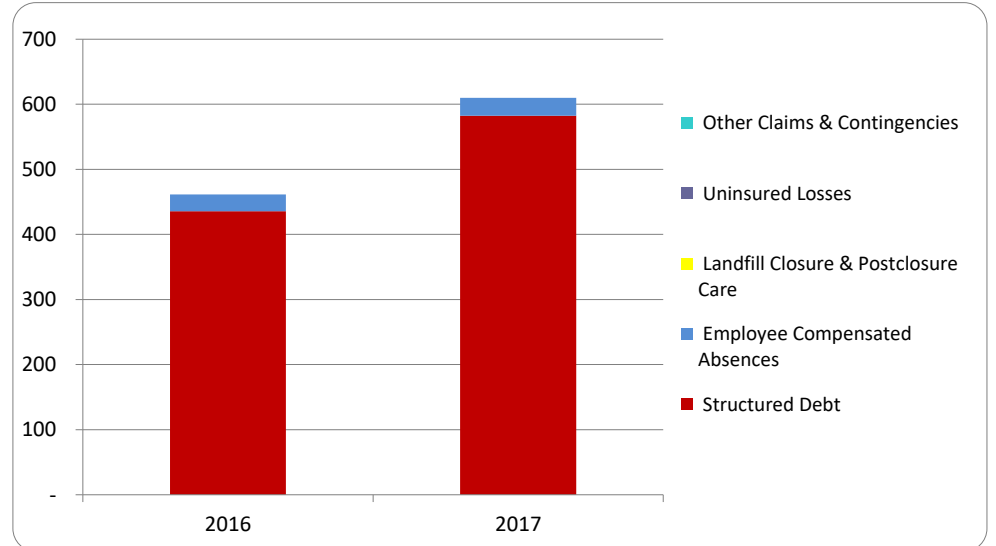
3. Percent funded - compared to the prior year



4. Long Term Debt obligations:



5. Debt & other long term obligations per capita - compared to the prior year



Commentary:

For more information on our unit's finances, contact Dennis Clark at 586-466-1438.