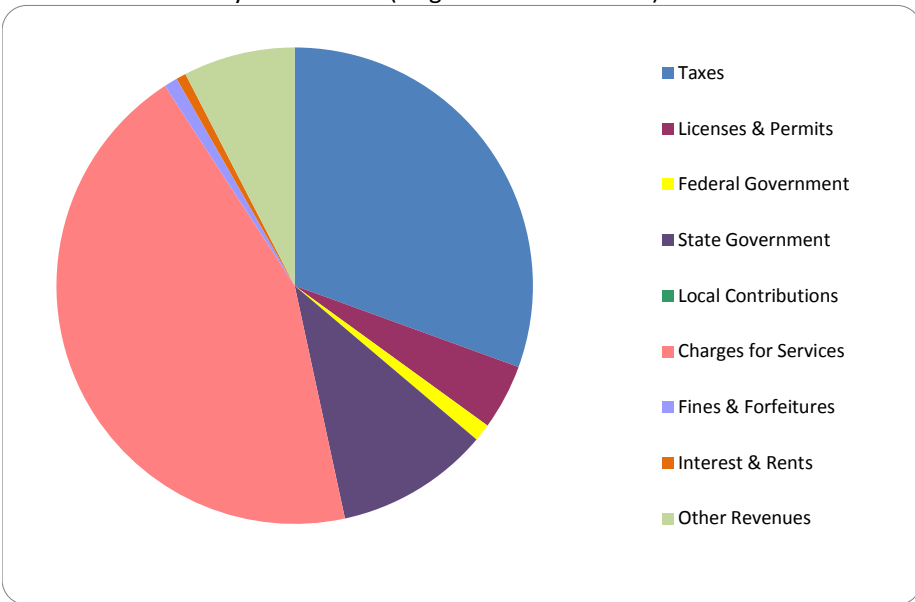


**CITIZEN'S GUIDE TO LOCAL UNIT FINANCES - Harrison Township (501050)**

**2016**

**REVENUES**

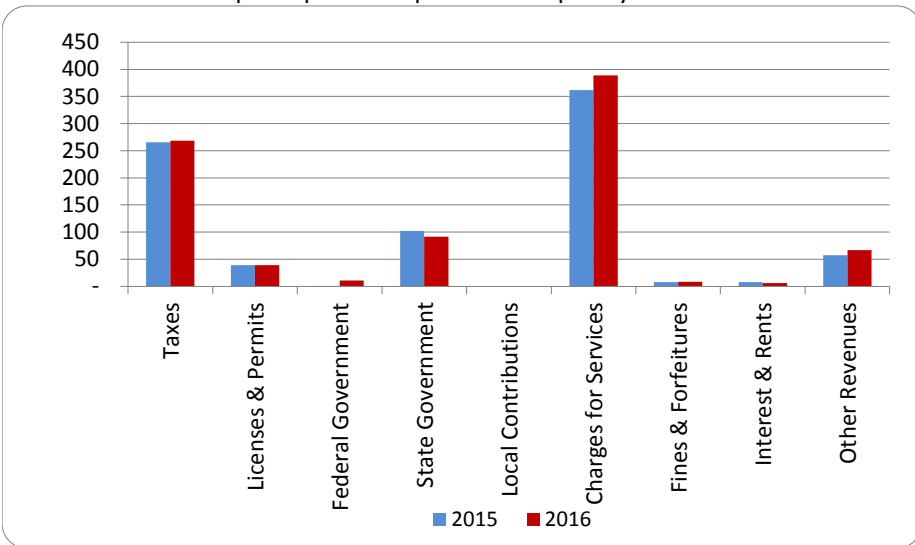
**1. Where our money comes from (all governmental funds)**



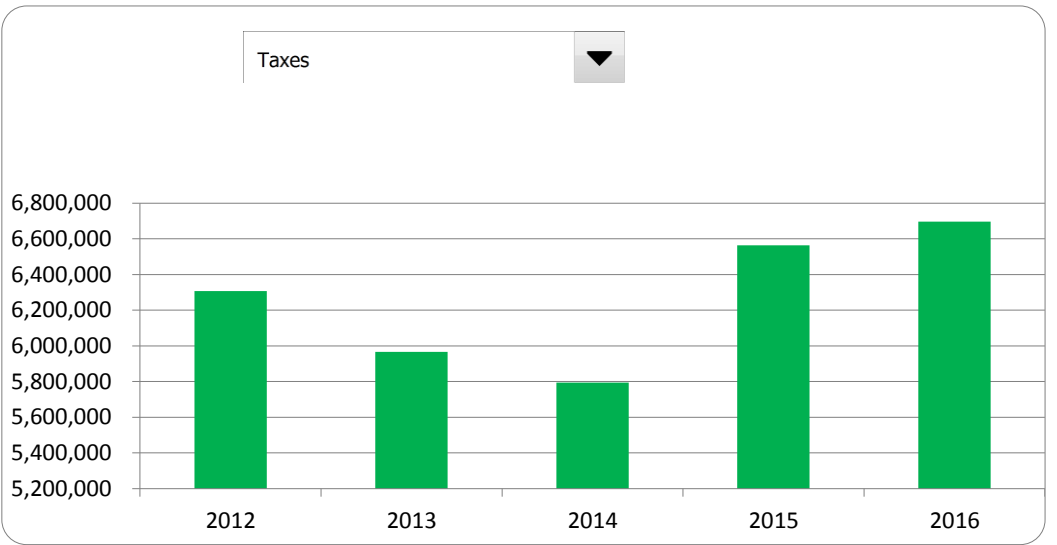
**2. Compared to the prior year**

	<u>2015</u>	<u>2016</u>	<u>% change</u>
Taxes	\$ 6,562,700	\$ 6,695,814	2.03%
Licenses & Permits	965,501	974,159	0.90%
Federal Government	14,885	259,372	1642.51%
State Government	2,517,574	2,288,048	-9.12%
Local Contributions	-	-	N/A
Charges for Services	8,947,693	9,693,584	8.34%
Fines & Forfeitures	186,087	200,258	7.62%
Interest & Rents	191,733	145,104	-24.32%
Other Revenues	1,421,888	1,663,073	16.96%
<b>Total Revenues</b>	<b>\$ 20,808,061</b>	<b>\$ 21,919,412</b>	<b>5.34%</b>

**3. Revenue sources per capita - compared to the prior year**



**4. Historical trends of individual sources**



**Commentary:**

For more information on our unit's finances, contact Dennis Clark at 586-466-1438.

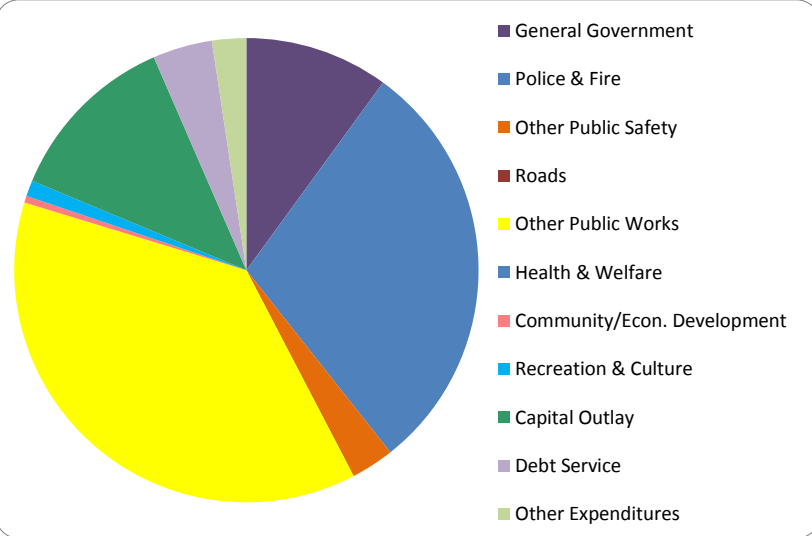
**CITIZEN'S GUIDE TO LOCAL UNIT FINANCES - Harrison Township (501050)**

**2016**

**EXPENDITURES**

1. Where we spend our money (all governmental funds)

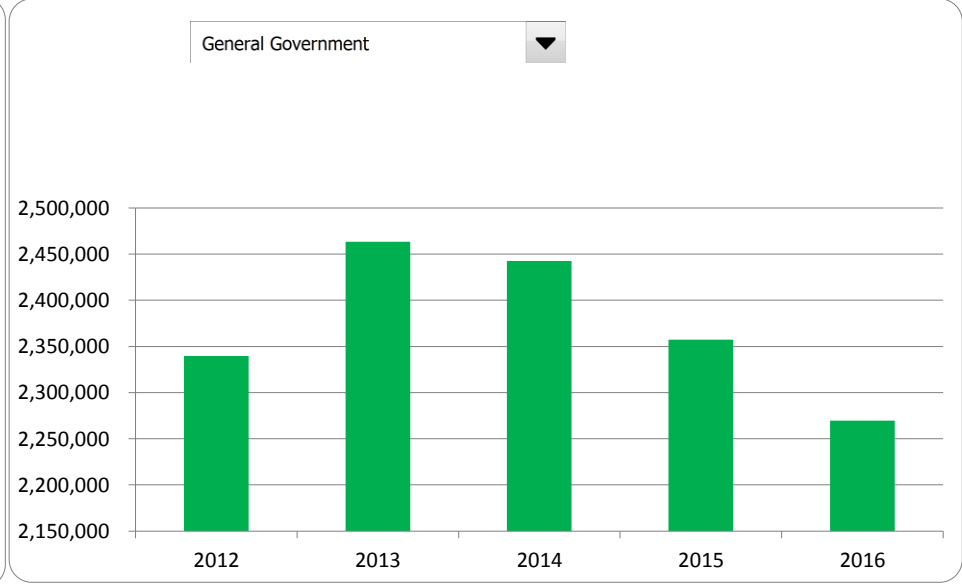
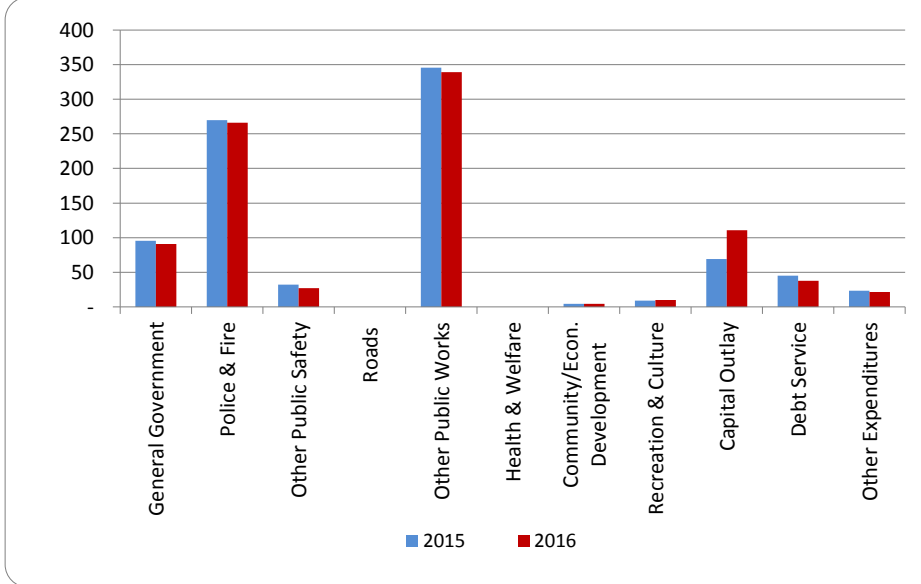
2. Compared to the prior year



	2015	2016	% change
General Government	\$ 2,357,432	\$ 2,269,559	-3.73%
Police & Fire	6,669,327	6,642,278	-0.41%
Other Public Safety	796,268	679,376	-14.68%
Roads	-	-	N/A
Other Public Works	8,540,348	8,460,777	-0.93%
Health & Welfare	-	-	N/A
Community/Econ. Development	111,330	106,190	-4.62%
Recreation & Culture	222,835	251,982	13.08%
Capital Outlay	1,711,432	2,758,708	61.19%
Debt Service	1,110,843	937,757	-15.58%
Other Expenditures	580,256	539,886	-6.96%
<b>Total Expenditures</b>	<b>\$ 22,100,071</b>	<b>\$ 22,646,513</b>	<b>2.47%</b>

3. Spending per capita - compared to the prior year

4. Historical trends of individual departments:

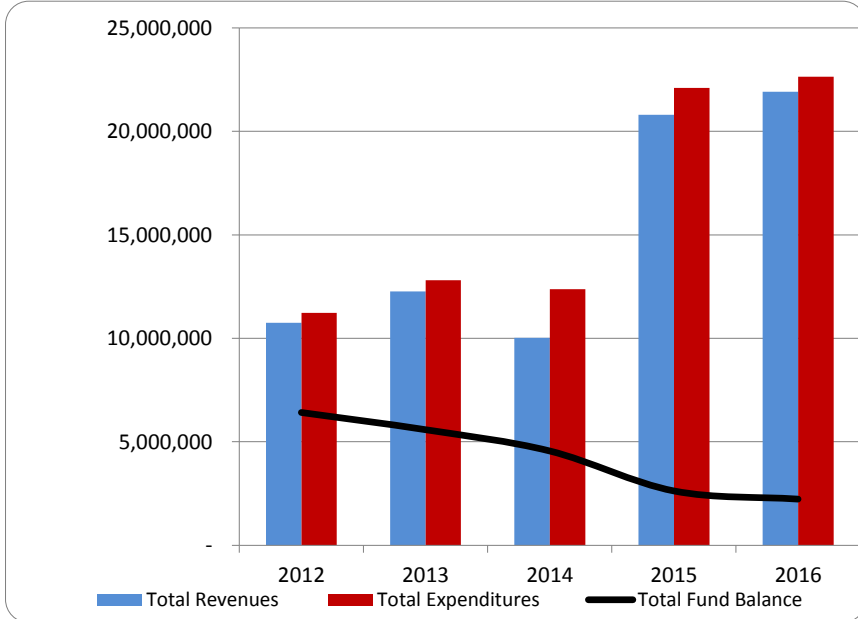


Commentary:

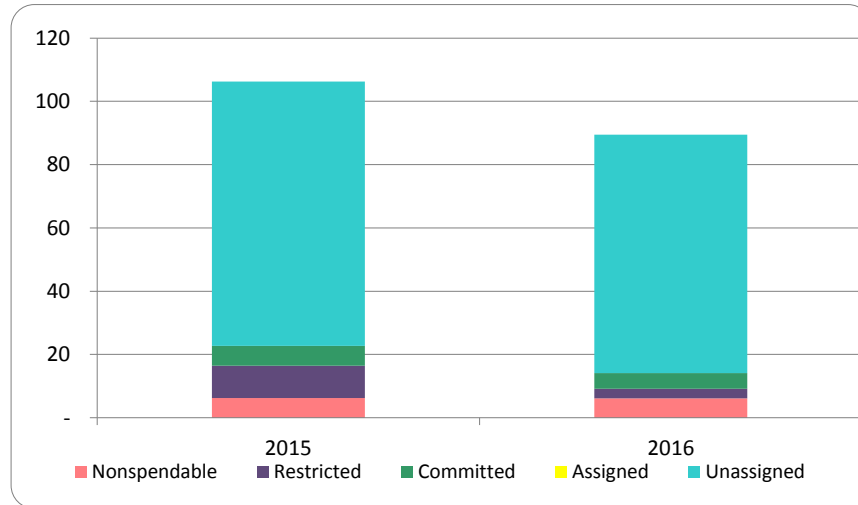
For more information on our unit's finances, contact Dennis Clark at 586-466-1438.

**CITIZEN'S GUIDE TO LOCAL UNIT FINANCES - Harrison Township (501050)**

1. How have we managed our governmental fund resources (fund balance)?



3. Fund balance per capita - compared to the prior year

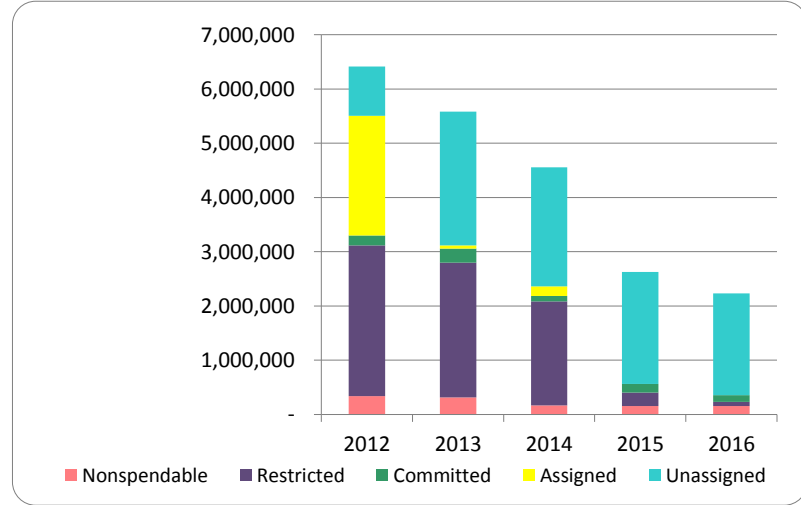


**FINANCIAL POSITION**

2. Compared to the prior year

	2015	2016	% change
Revenue	20,808,061	21,919,412	5.34%
Expenditures	22,100,071	22,646,513	2.47%
Surplus (shortfall)	(1,292,010)	(727,101)	-43.72%
Fund balance, by component:			
Nonspendable	153,201	153,848	0.42%
Restricted	252,600	75,340	-70.17%
Committed	155,717	123,534	-20.67%
Assigned	-	-	N/A
Unassigned	2,064,588	1,878,394	-9.02%
total fund balance	2,626,106	2,231,116	-15.04%

4. Historical trends of individual components



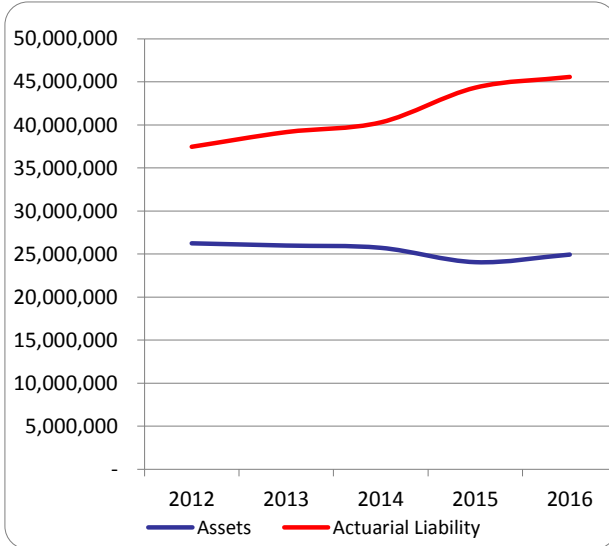
Commentary:

For more information on our unit's finances, contact Dennis Clark at 586-466-1438.

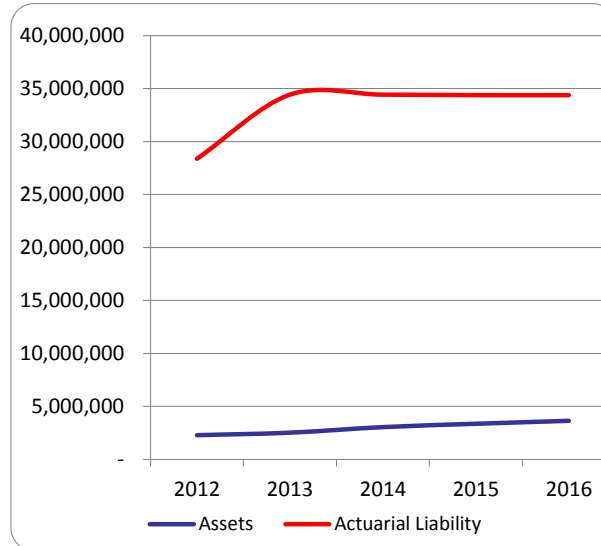
**CITIZEN'S GUIDE TO LOCAL UNIT FINANCES - Harrison Township (501050)**

**OTHER LONG TERM OBLIGATIONS**

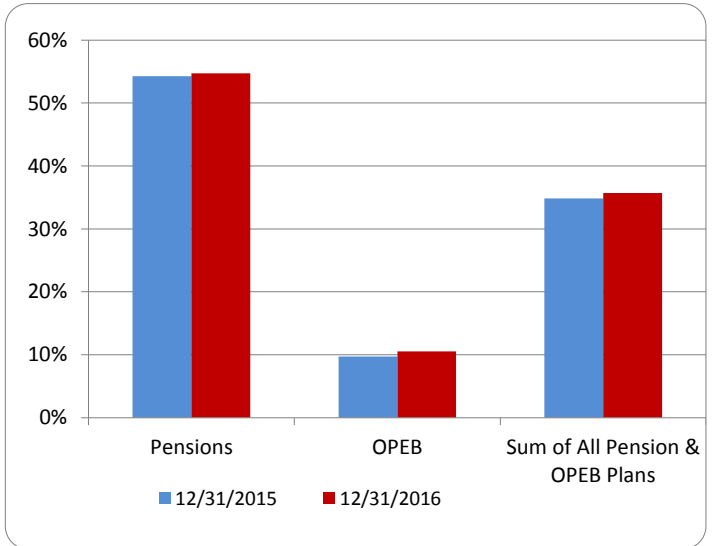
1. Pension funding status



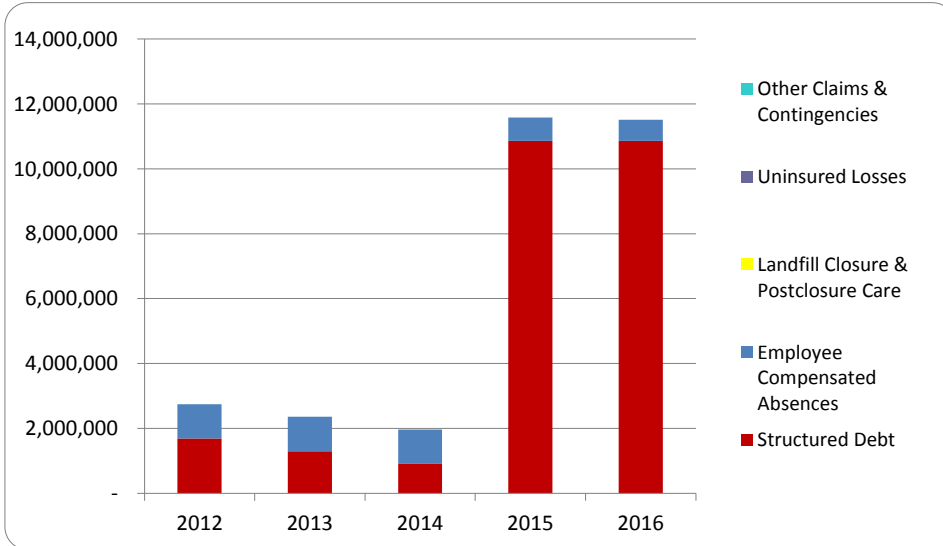
2. Retiree Health care funding status



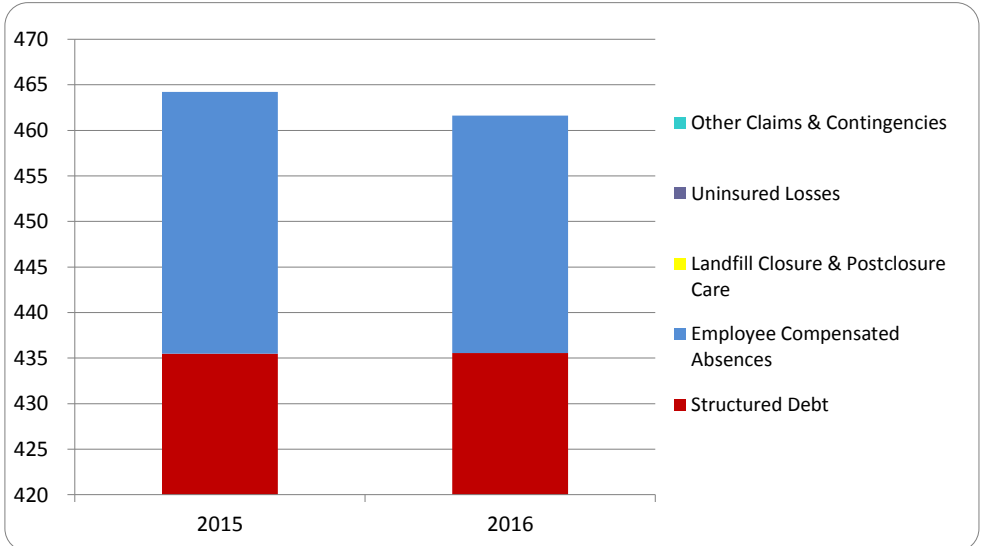
3. Percent funded - compared to the prior year



4. Long Term Debt obligations:



5. Debt & other long term obligations per capita - compared to the prior year



Commentary:

For more information on our unit's finances, contact Dennis Clark at 586-466-1438.