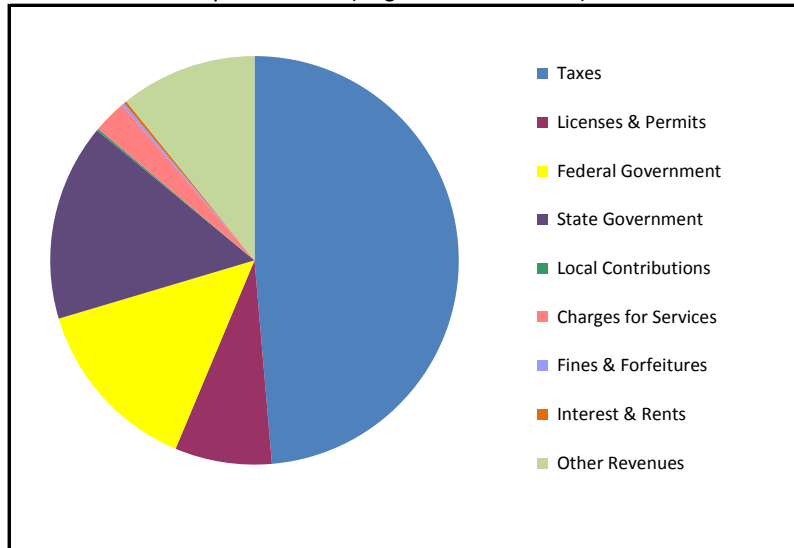


CITIZENS' GUIDE TO LOCAL UNIT FINANCES - Harrison Charter Township - Macomb

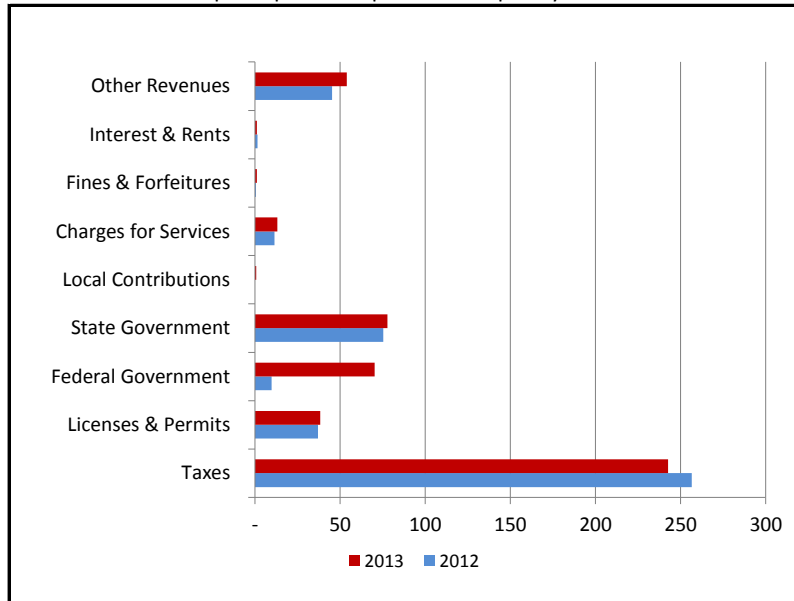
1. Where our money comes from (all governmental funds)



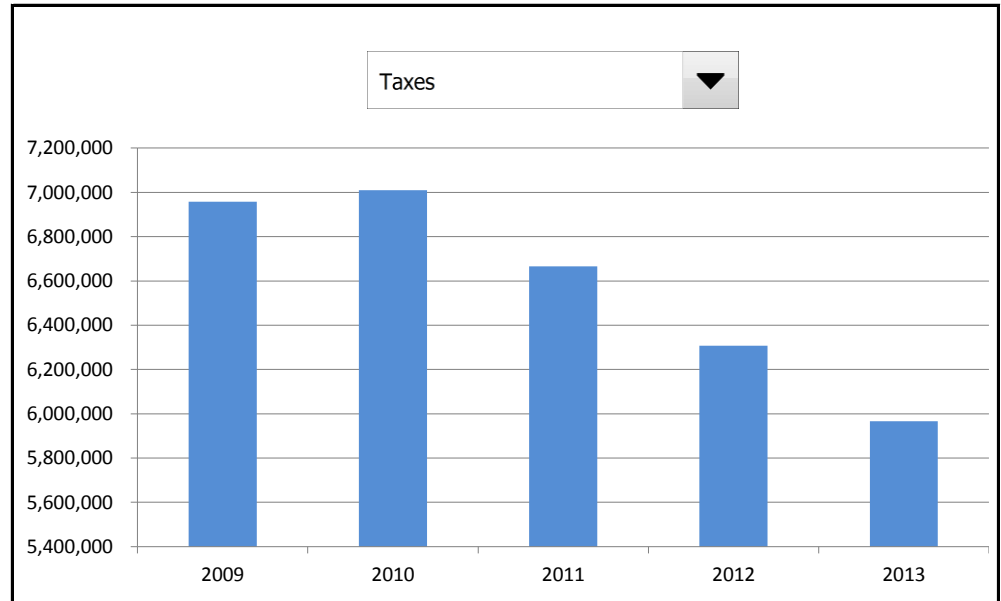
2. Compared to the prior year

	2012	2013	Change
Taxes	\$ 6,307,542	\$ 5,966,671	-5.40%
Licenses & Permits	911,570	941,760	3.31%
Federal Government	238,609	1,726,716	623.66%
State Government	1,851,918	1,913,367	3.32%
Local Contributions	-	18,056	N/A
Charges for Services	280,424	321,947	14.81%
Fines & Forfeitures	12,570	26,414	110.14%
Interest & Rents	39,655	27,107	-31.64%
Other Revenues	1,114,086	1,325,308	18.96%
Total Revenues	\$ 10,756,374	\$ 12,267,346	14.05%

3. Revenue sources per capita - compared to the prior year



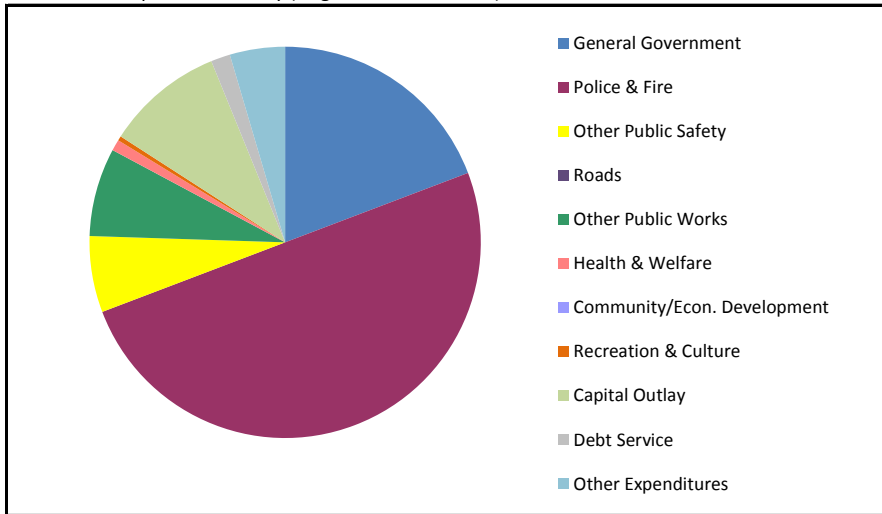
4. Historical trends of individual sources



For more information on our unit's finances, contact Finance Director at 586-466-1438.

CITIZENS' GUIDE TO LOCAL UNIT FINANCES - Harrison Charter Township - Macomb

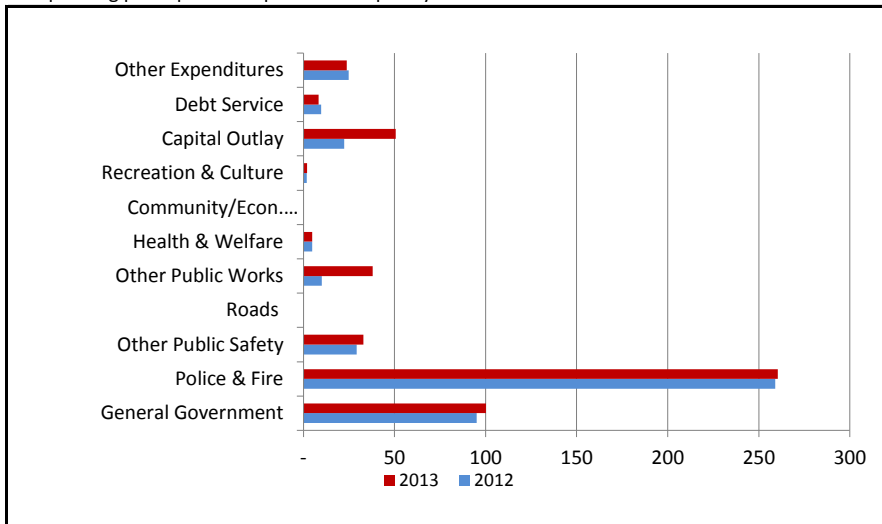
1. Where we spend our money (all governmental funds)



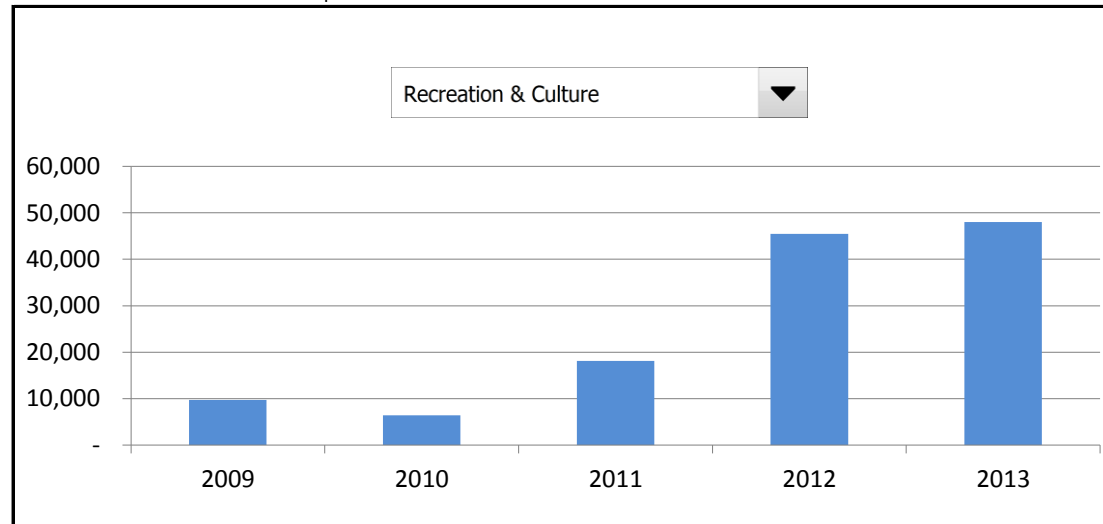
2. Compared to the prior year

	2012	2013	Change
General Government	\$ 2,339,727	\$ 2,463,403	5.29%
Police & Fire	6,367,841	6,404,832	0.58%
Other Public Safety	717,483	807,316	12.52%
Roads	-	-	N/A
Other Public Works	246,326	934,935	279.55%
Health & Welfare	119,192	117,856	-1.12%
Community/Econ. Development	-	-	N/A
Recreation & Culture	45,502	48,014	5.52%
Capital Outlay	550,835	1,247,243	126.43%
Debt Service	237,397	204,398	-13.90%
Other Expenditures	612,321	584,522	-4.54%
Total Expenditures	\$ 11,236,624	\$ 12,812,519	14.02%

3. Spending per capita - compared to the prior year



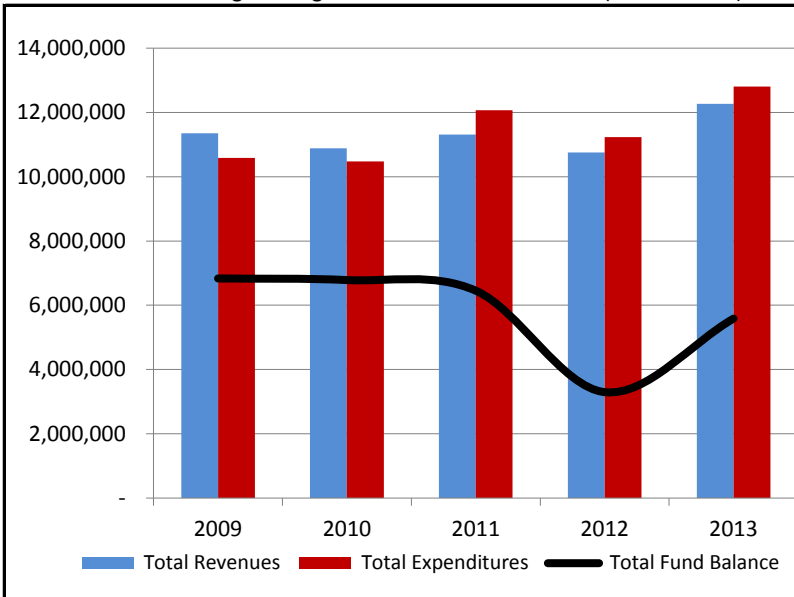
4. Historical trends of individual departments:



For more information on our unit's finances, contact Finance Director at 586-466-1438.

CITIZENS' GUIDE TO LOCAL UNIT FINANCES - Harrison Charter Township - Macomb

1. How have we managed our governmental fund resources (fund balance)

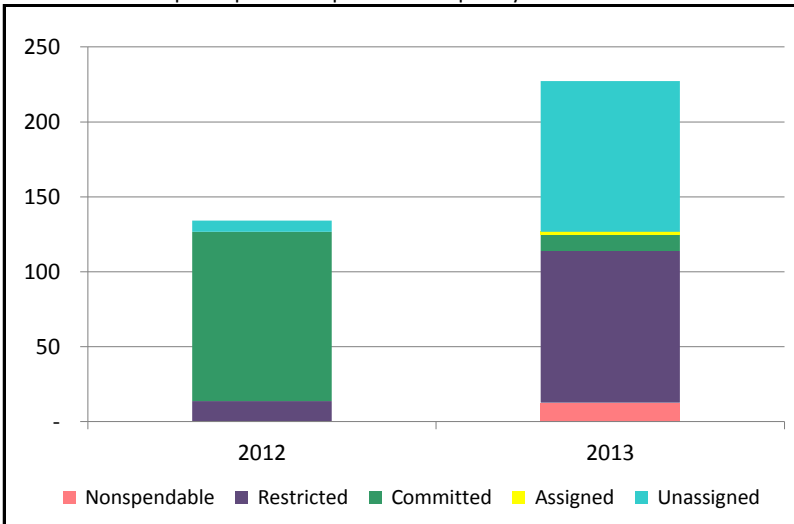


2. Compared to the prior year

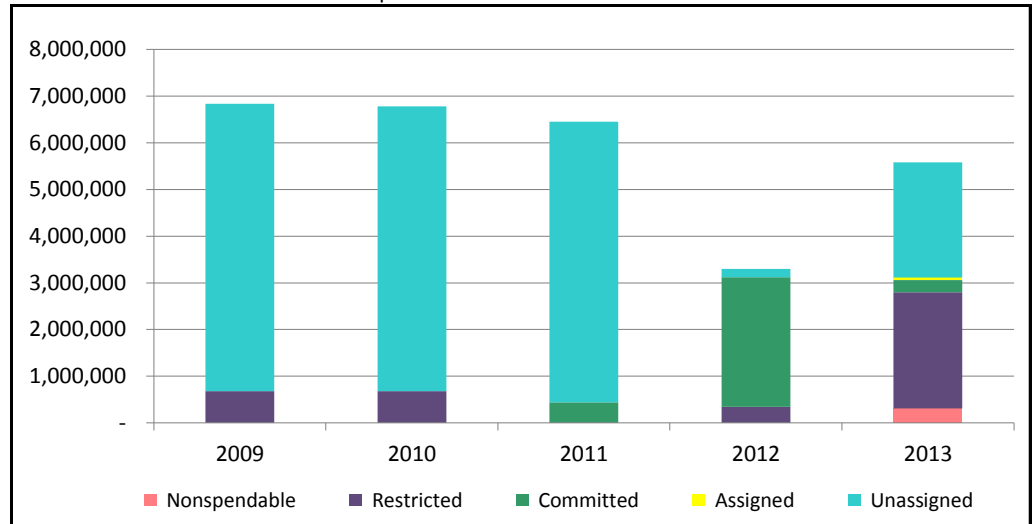
Statement Balance	2012	2013	Change
Revenues	\$ 10,756,374	\$ 12,267,346	14.05%
Expenditures	11,236,624	12,812,519	14.02%
Surplus (Shortfall)	\$ (480,250)	\$ (545,173)	13.52%

Fund balance	2012	2013	Change
Nonspendable	\$ -	\$ 311,953	N/A
Restricted	339,516	2,487,761	632.74%
Committed	2,777,339	259,878	-90.64%
Assigned	-	55,782	N/A
Unassigned	179,967	2,469,595	1272.25%
Total Fund Balance	\$ 3,296,822	\$ 5,584,969	69.40%

3. Fund balance per capita - compared to the prior year



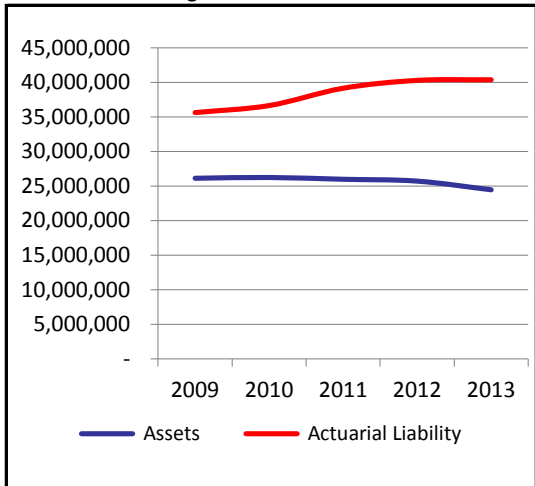
4. Historical trends of individual components



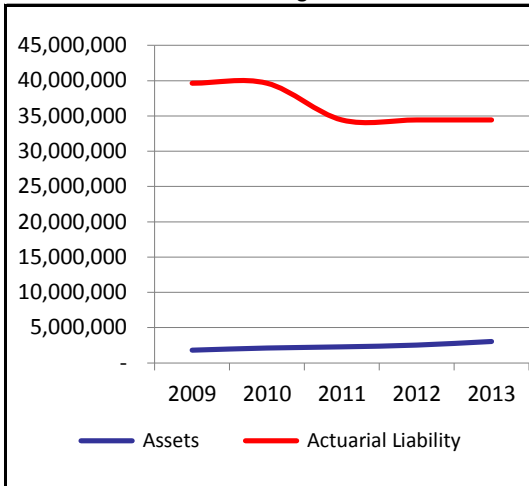
For more information on our unit's finances, contact Finance Director at 586-466-1438.

CITIZENS' GUIDE TO LOCAL UNIT FINANCES - Harrison Charter Township - Macomb

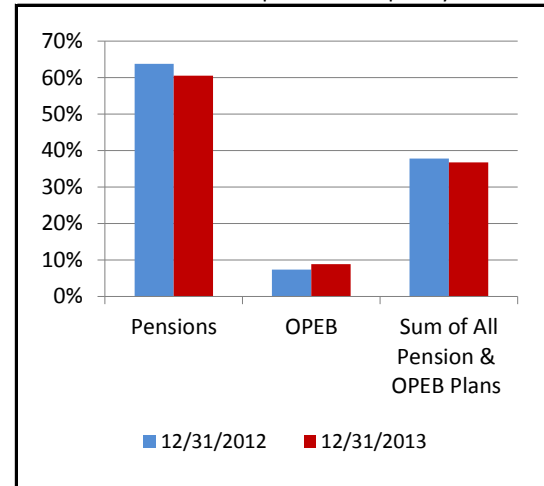
1. Pension funding status



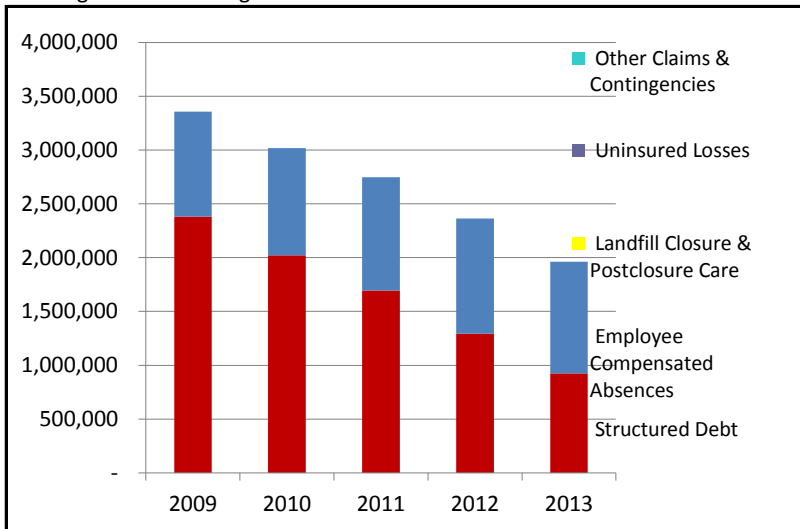
2. Retiree Health care funding status



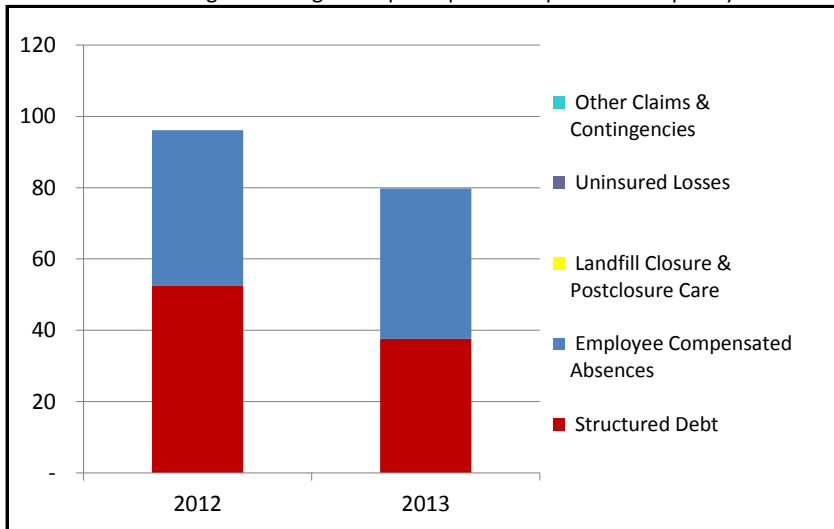
3. Percent funded - compared to the prior year



4. Long Term Debt obligations:



5. Debt & other long term obligations per capita - compared to the prior year



For more information on our unit's finances, contact Finance Director at 586-466-1438.